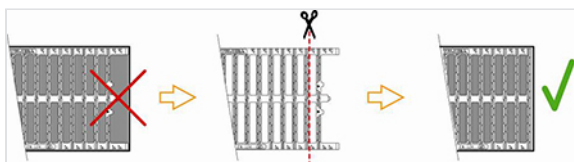


Grating AUTOLINEA D400 - Dimensions of concrete channels

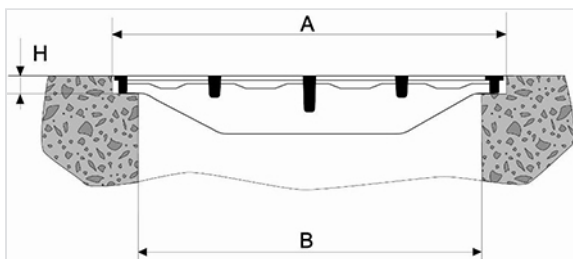


The AUTOLINEA D400 gratings can be posed on channels having a rebate realized directly in concrete, maybe with steel angle fittings or T section frames.

It's possible to cut the gratings in end of the channels on the one hand to adjust the length of this one and on the other hand so as to obtain a good support and a perfect finishing of the end.



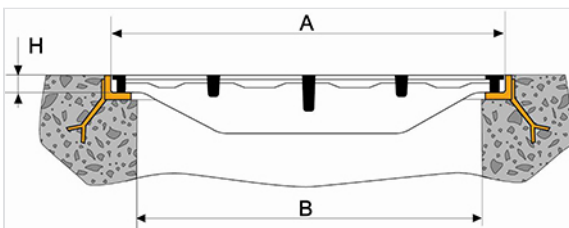
Implementation on concrete rebate



Planarity between edges 2 mm and linearity 1 mm.
Concrete strength ≥ 15 MPa

Grating AUTOLINEA mm	A mm	Bmaxi mm	H mm
750 x 300	304 +2	230	35 +3
750 x 400	404 +2	330	35 +3
750 x 500	504 +2	430	35 +3

Implementation on angle fittings



Angle fittings with equal wings 40 x 40 ep. 4 in stainless A33 steel.

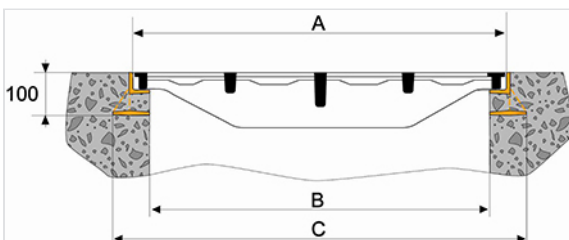
To plan anchoring legs all 2m.

Planarity between edges 2 mm and linearity 1 mm.

Concrete strength ≥ 10 MPa.

Grating AUTOLINEA mm	A mm	Bmaxi mm	H mm
750 x 300	306 +2	230	36
750 x 400	406 +2	330	36
750 x 500	508 +3	430	36

Implementation on T section frame



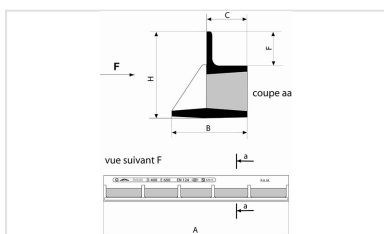
Use of T section frames of 750 mm: **reference E7**

T section frames with planarity between edges 2 mm and linearity 1 mm

Concrete strength ≥ 10 MPa

Grating AUTOLINEA mm	A mm	Bmaxi mm	H mm
750 x 300	306 +2	220	400
750 x 400	406 +2	320	500
750 x 500	508 +3	420	600

Linked products



T section frame 750 mm
for gratings AUTOLINEA
D400 class - TRANSLINEA
D400 and E600 class

The information on this sketch is, to the best of our knowledge correct at the time of printing. However Saint-Gobain are constantly looking at ways of improving their products and services therefore reserve the right to change without prior notice, any of the data shown. Any orders placed will be subject to our Standard Conditions of Sale, available on request.